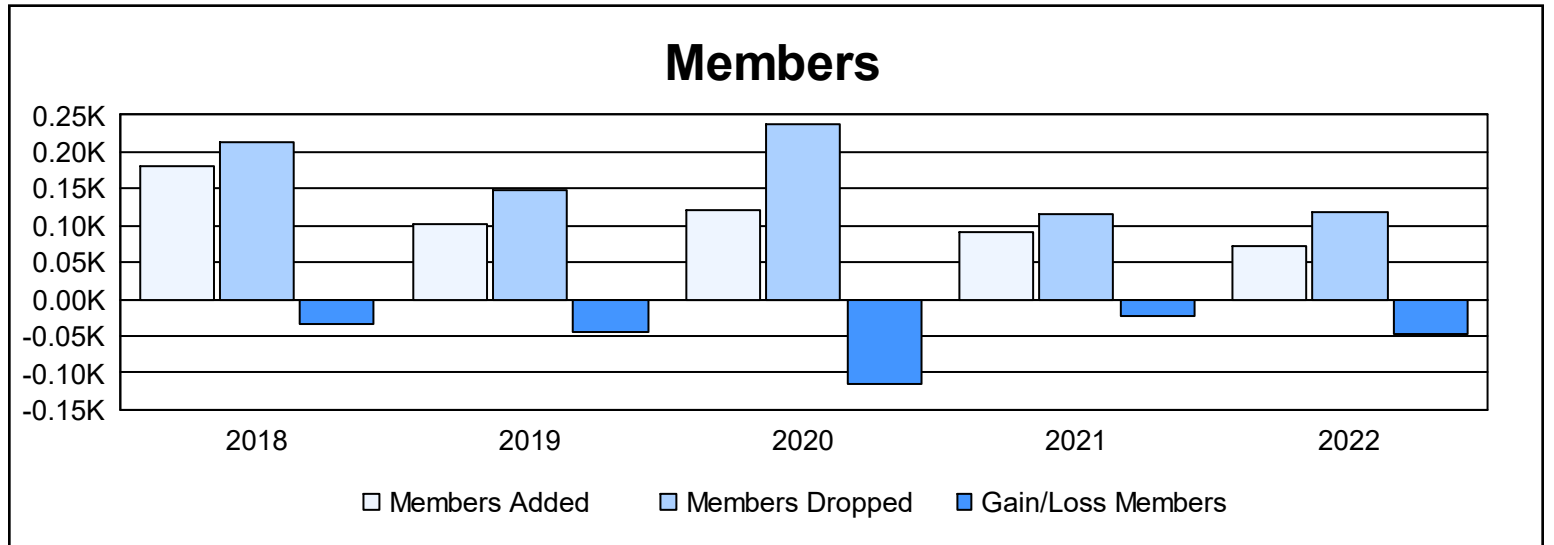
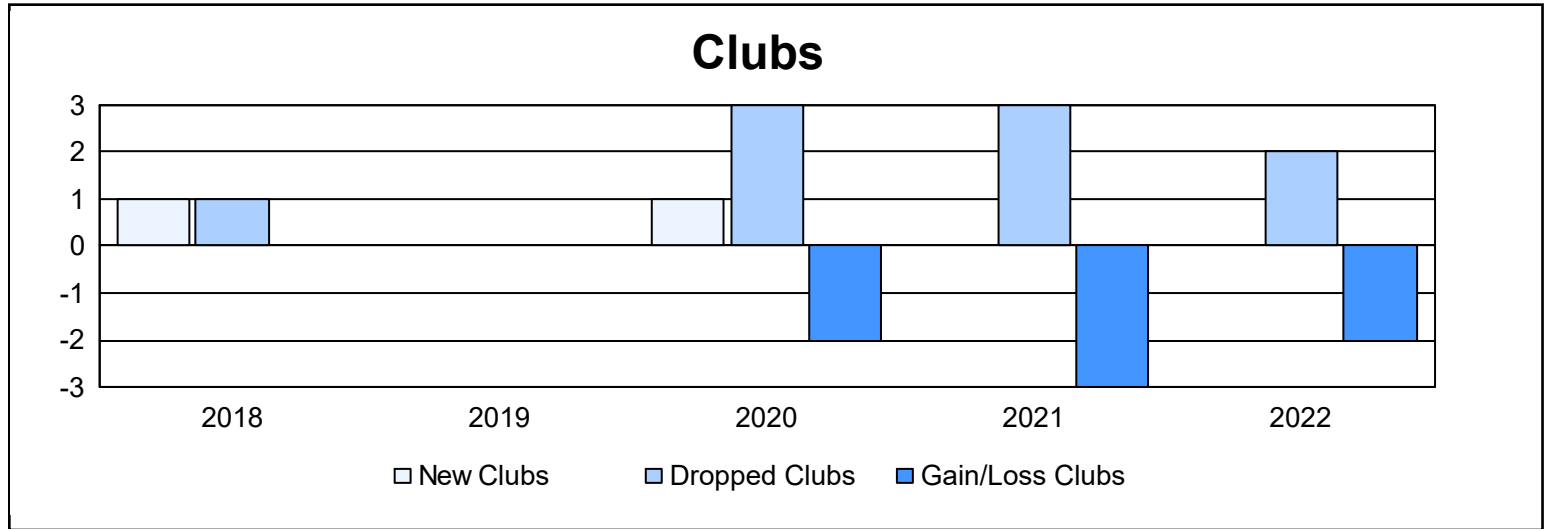
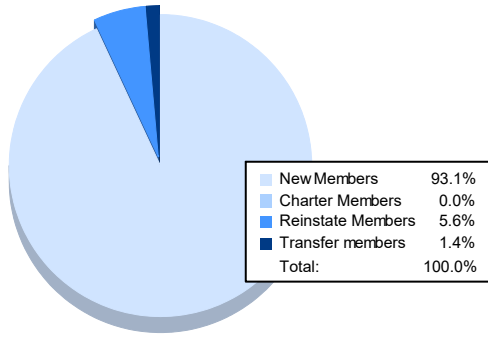


Year	New Clubs	Dropped Clubs	Gain/ Loss Clubs	New Members	Charter Members	Reinstate Members	Transfer Members	Total Member Added	Total Members Dropped	Gain/ Loss Members
2017-2018	1	1	0	134	24	5	18	181	214	-33
2018-2019	0	0	0	89	2	4	7	102	147	-45
2019-2020	1	3	-2	89	24	2	7	122	237	-115
2020-2021	0	3	-3	85	0	4	3	92	116	-24
2021-2022	0	2	-2	67	0	4	1	72	119	-47
<b>Average</b>	<b>0</b>	<b>2</b>	<b>-1</b>	<b>93</b>	<b>10</b>	<b>4</b>	<b>7</b>	<b>114</b>	<b>167</b>	<b>-53</b>



### Membership Composition June 2022 Cumulative



### Gender Composition June 2022 Cumulative

